



अखिल भारतीय आयुर्विज्ञान संस्थान, नई दिल्ली  
ALL INDIA INSTITUTE OF MEDICAL SCIENCES, NEW DELHI  
NATIONAL CANCER INSTITUTE

UHID: 105457724      Sex: M  
 Patient Name: Mr. NITISH KUMAR      Sample Received Date: 27/07/2021 04:23 PM  
 Age: 14 years 1 month      Department: Medical Oncology  
 Unit Name: Unit-1      Unit Incharge: Dr. Nitish Kumar (HOD)  
 Lab Name: NCI CORE LAB      Lab Sub Centre:  
 Reg Date: 27/06/2021 09:08 AM      Sample Collection Date: 27/07/2021 11:57 AM  
 Report Generated Date: 27/07/2021 06:20 pm      Dept / IICM No: 257600  
 Recommended By: Mr. nitin      Lab Reference No: 639

Sample Details : E270721196

Report

Test Name	Result	Comment	Normal Range
<b>CBC</b>			
Hemoglobin	9.000 g/dL		• 13 - 17 g/dL
Hematocrit	26.8176 %		• 40 - 50 %
RBC Count	3.020 $10^6/\mu\text{L}$		• 4.5 - 5.5 $10^6/\mu\text{L}$
WBC Count	1.990 $10^3/\mu\text{L}$		• 4 - 10 $10^3/\mu\text{L}$
Platelet Count	50 $10^3/\mu\text{L}$		• 150 - 400 $10^3/\mu\text{L}$
MCV	88.800 fL		• 83 - 101 fL
MCH	29.8013 pg		• 27 - 32 pg
MCHC	33.5601 g/dL		• 31.5 - 34.5 g/dL
RDW	14.700 %		• 11.6 - 15 %
<b>DLC</b>			
Neutrophils	5.100 %		• 40 - 80 %
Lymphocytes	89.900 %		• 20 - 40 %
Eosinophils	1.100 %		• 0 - 7 %
Monocytes	1.500 %		• 3 - 11 %
Basophils	0.100 %		• 0 - 2 %
Neutrophils - Abs	0.05040 $10^3/\mu\text{L}$		• 2 - 7 $10^3/\mu\text{L}$
Lymphocytes - Abs	0.89000 $10^3/\mu\text{L}$		• 1 - 3 $10^3/\mu\text{L}$
Eosinophils - Abs	0.01100 $10^3/\mu\text{L}$		• 0.02 - 0.5 $10^3/\mu\text{L}$
Monocytes - Abs	0.01485 $10^3/\mu\text{L}$		• 0.2 - 1 $10^3/\mu\text{L}$
Basophils-Abs	0.00099 $10^3/\mu\text{L}$		• 0 - 0.1 $10^3/\mu\text{L}$

Kindly Correlate Results Clinically

Over All Comment :

Verified By  
ashishlabnei

Authorized Signatory



डा. बी. आर. अम्बेडकर संस्थान रोटरी कैंसर अस्पताल  
 Dr. B.R. Ambedkar Sansthan Rotary Cancer Hospital  
 अ.भा. अस्पताल के

http://192.168.15.224:ehospital/opdreport/AIIMS\_IRCH\_opd\_ticket

BHAR, Pin-844309, INDIA

ospital


OPR-6

ES

एकत/Unit P. SB/DP  
 विभाग/Dept. मे

नाम/Name

DR. B.R.A. IRCIC AIIMS, NEW DELHI  
 IRCH No. 257690  
 Clinic Paed. Lymphoma Leukemia Clinic  
 Deptt. MEDICAL ONCOLOGY  
 General  
 नाम  
 Name NTTISH KUMAR  
 SO- KISHAN DEV CHAUDHARY  
 Reg. Date-30/06/2021  
 Clinic No. 2021/20317  
 UHID-105457724  
 Email age 14/14Y  
 Room 13 (Shift Afternoon)  
 Address IBRAHIMPUR, PS SAHADAI BUZURG, DISTT VAISHALI  
 BHAR, Pin-844309, INDIA



दिनांक/Date of Birth

Ht 147 cm  
 Wt 27 kg  
 BSA 1.05 m<sup>2</sup>

रिपोर्ट/Diagnosis

? ALL evaluet

दिनांक/Date

उपचार/Treatment

30/6/21

~~CBC/CFR/FFI/ LDH/ ure → ⑤~~  
~~BUN/ flou / CTA / FISH / PCR → ⑮~~  
 (outside)

Dated 21/7/21 8:30 AM  
 रिपोर्ट SAP  
 10:30 PM  
 9013677879  
 2-SPM

~~SAP~~  
 Blood diameter → Anny  
 More Blood Bol  
 60  
 SAP → Short Lot  
 1st floor - South  
 SAP kid + SDP D  
 2nd floor - Jeta  
 Age 10  
 577/21  
 T. Allopumol 100g  
 Plenty of oral fluid

ONCOLOGY RESIDENT  
 Dr. B.R.A. Ambedkar Sansthan  
 Medical Oncology  
 अ.भा. अस्पताल के





<b>Name:</b> Mr. NITISH KUMAR	Client Details: AHMS Hospital
<b>Age:</b> 14 Yrs <b>Sex:</b> Male	
<b>Ref. No.</b>	<b>Acc. ID:</b> 40021076812
<b>Regd. Dt:</b> 02/07/2021	<b>Refd. By:</b> SAMEER BAKSHI
<b>Coll Dt. Tm.</b> 02-07-2021 15:11:40	<b>Report Dt. Tm:</b> 15-07-2021 12:21:18
<b>Recd. Dt. Tm.</b> : 03-07-2021 07:53:08	<b>Hospital:</b>

**MLL (KMT2A) Gene Rearrangement Assay # ^**  
Fluorescence in-situ Hybridization (FISH)

**Method:** FISH analysis on Interphase cells of the specimen  
**Specimen type:** Heparinized BM  
**FISH Probe:** CytoTest KMT2A BREAK APART FISH Probe.

	MLL Green 11q23	MLL Orange 11q23	MLL fusion Yellow	Normal cells (n x 200)	Analysis
Signals /cell	0	0	2	200	Normal
	1	1	1	#	Translocated
	1	1	2	#	Translocated with Gain/ Loss of MLL locus
	3	3	0	#	Gain/ Loss of MLL locus

Note: Cut-off for detection of fusion signal in normal individuals = 3%. The performance characteristics of this Test have been evaluated at Oncquest Laboratories Ltd.  
The study was performed at a facility outside Oncquest Laboratories Ltd

**Interpretation:**  
nuc ish(5'MLL,3'MLL)x2(5'MLL con 3'MLL)x2(200)  
MLL Gene break apart signal was not detected in any cells.  
The sample is Negative for MLL Gene Rearrangement



Contd. 0  
The sample is processed by Oncquest Laboratories Ltd.  
Verify this report by scanning the QR code on top. In case of any discrepancy please report to : 0124-6850000



Name: **Mr. NITISH KUMAR** Client: **AJIMS Hospital**  
 Age: **14 Yrs** Sex: **Male**  
 Ref. No. \_\_\_\_\_  
 Regd. Dt. **02/07/2021** Acc. No. **440021076812**  
 Coll. Dt. Tm. **02-07-2021 15:11:40** Ref. By: **SAMEER BAKSHI**  
 Recd. Dt. Tm. : **03-07-2021 07:53:08** Report Dt. Tm. : **15-07-2021 12:21:18**

**4 marker ALL Panel by FISH**

**BCR/ABL1 Translocation Assay # ^**  
Fluorescence in-situ Hybridization (FISH)

Method: FISH analysis on interphase cells of the specimen

Specimen type: Heparinized BM

FISH Probe: CytoTest BCR-ABL1 Dual Fusion/Translocation FISH Probe

	BCR Green 22q11	ABL1 Orange 9q34	BCR/ABL fusion Yellow t(9;22)	No. of cells (n=200)	Analysis
	2	2	0	200	Normal
	1	1	0	0	Phyve
Signals/cell	2	1	1	0	Variant form of Phyve/Phyve with a Gain/Loss of BCR/ABL1 locus
	3	3	0	0	Gain/Loss of BCR/ABL1 locus

Note: Cut-off for detection of fusion signal in normal individuals is 3%. The performance characteristics of this Test have been evaluated at Oncoquest Laboratories Ltd. The study was performed at a facility outside Oncoquest Laboratories Ltd.

**Interpretation:**

nuc ish(ABL1,BCR)×2[200]

BCR/ABL1 Fusion signal was not detected in any cells.

The sample is Negative for t(9;22)



Contd...4

The sample is processed by Oncoquest Laboratories Ltd.

Verify this report by scanning the QR code on top. In case of any discrepancy please report to : 9124465000



<b>Name:</b> Mr. NITISH KUMAR	<b>Client Details:</b> PATEL Hospital
<b>Age:</b> 14 Yrs	<b>Sex:</b> Male
<b>Ref. No:</b>	<b>Acc. ID:</b> 41002076812
<b>Regd. Dt:</b> 02/07/2021	<b>Refd. By:</b> SAMIR BAKSHI
<b>Coll Dt. Tm:</b> 02-07-2021 15:11:40	<b>Report Dt. Tm:</b> 13-07-2021 12:21:18
<b>Recd. Dt. Tm:</b> 03-07-2021 07:53:08	<b>Hospital No:</b>



*Dr. Sarita Sharma*

Dr. Sarita Sharma  
 Ph.D  
 Head, Cytogenetics





डा. बी. आर. अम्बेडकर संस्थान रोटरी कैंसर अस्पताल  
 The Rotary Cancer Hospital  
 /A.I.I.M.S. HOSPITAL

OPR-6

DR. B.R.A. IRCHAHMS, NEW DELHI  
 IRCH No. 257690  
 Clinic: Paed. Lymphoma/Leukemia Clinic  
 Deptt. MEDICAL ONCOLOGY  
 General  
 Reg. Date: 30/06/2021  
 Clinic No.: 2021/20317  
 UHID: 105457724  
 Email Age: 14/14Y  
 Room: 13 (5th Floor Afternoon)  
 Address: IBRAHIMPUR, PS SAHADAJ BUZURG, DISTT VAISHALI,  
 BIHAR, Pin: 844509, INDIA

Out Patient Department  
 NO SMOKING PROHIBITED IN HOSPITAL PREMISES

257690

रोगी का पंजीकरण सं./O.P.D. Regn. No.

नम	लिंग Sex	उम्र Age	जन्म तिथि/Date of Birth
NTTISH KUMAR S/O- KISHAN DEV CHAUDHARY	M	14y	Ck-52931

निदान/Diagnosis

b-ALL

दिनांक/Date

उपचार/Treatment

7/7/2021

~~100mg~~  
 Prednisone  
 1 Tab

60mg DD  
 DD  
 x 2 weeks  
 दो हफ्ते

15/09/21 SDP  
 10/09/21 SDP  
 18/09/21 SDP

9/9/21  
 T. 200mg  
 100mg

x 1 week  
 एक हफ्ते

Plenty of fluid

~~case~~  
 BT-10  
 SDP-10  
 CBC-11/7  
 Fu on 12/7

Sameer

अंगदान-जीवन का बहुमूल्य उपहार/ORGAN DONATION - A GIFT OF LIFE

O.R.B.O., AIIMS, 26588360, 26593444, www.orbo.org Helpline - 1060 (24 hrs service)

बाहर से आने वाले रोगियों के लिए धर्मशाला की सुविधा उपलब्ध है/Dharamshala facility is available for outstation patients





**Dr. B.R. Ambedkar Institute Rotary Cancer Hospital**  
**अ.भा.आ.स. अस्पताल / A.I.I.M.S. HOSPITAL**  
**बहिरंग रोगी विभाग / Out Patient Department**  
 अस्पताल के अन्दर धुम्रपान मना है / SMOKING PROHIBITED IN HOSPITAL PREMISES

SDP

OPR-6

10/19

एकक / Unit De Sk Lop  
 विभाग / Dept. Med Onc

IRCH No. 257690

नाम / Name  
Nitish Kumar

पिता/पुत्र/पत्नी/पति/पुत्री  
F / S / W / H / D of

DR. B.R.A. IICLAHMS, NEW DELHI  
 Reg. Date - 30/06/2021  
 Clinic No. 2021/20317  
 IRCH No. 257690  
 Clinic Paed. Lymphoma Leukemia Clinic  
 Dept. MEDICAL ONCOLOGY  
 Genrel  
 UHID-105457724  
 नाम  
 Name NITISH KUMAR  
 Sex/Age M/14Y  
 SO-KISHAN DEV CHAUDHARY  
 Room 13 (Shift Afternoon)

निदान / Diagnosis

ALL-IR

दिनांक / Date

19/1/2021

द# 13

1. b.T - 1000 <sup>ml</sup> <sup>द्वारा</sup> <sup>से</sup> <sup>सेल</sup>
2. Dr. Rupak - To standard
3. Inj. Morax 10,000 units 1M  
19/1
4. CA - 21/7
5. FT on 22/7

(15)

Cont Arnd / Pantop

19/1/2021  
 Randomized to  
 'CONT' - ARM

1. Inj. Magnex 3gm IV OD ] x 7 days
2. Inj. Amikacin 4mg IV OD ]
3. Tab. Paracetamol 500mg p/o qds

DL - M  
 20/1 - M  
 22/1 - M  
 DS - M  
 23/1 - M  
 DS - M  
 25/1 - M  
 04/1 - M  
 05/1 - M

8371526296 Dr Rupak

अंगदान-जीवन का बहुमूल्य उपहार / ORGAN DONATION - A GIFT OF LIFE  
 O.R.B.O., AIIMS, 26588360, 26593444, www.orbo.org Helpline - 1060 (24 hrs service)

बाहर से आने वाले रोगियों के लिए धर्मशाला की सुविधा उपलब्ध है / Dharamshala facility is available for outstation patients

Room / रूम नं. → 5th Q/L 15  
WTP 15

T. Zofen 8mg p/o 3000



12/7/2022

2nd floor  
32211

BT-10  
CBC + PS-14  
IT-MTX 12mg  
+  
CSF cytopath

14/7

cont needs as above

15/7

15/7/2022

Dr. Anupale  
to call

SBP 10  
MAGNEX  
AMIKACIN  
VCR  
Abitrase

17/7/2022  
D3 - molecular

वैद्य

15/7

3g IV B12

2.5g

400mg IV D3

1.5mg IV - 15/7

10,000 units IM

15/7

17/7

18/7

CBC-18/7

19/7

15/7/2022  
15/7  
X 5 days  
17/7  
18/7

And  
15/7/2



# JAN SEVA DIAGNOSTIC AND PATH LAB



जनता की सेवा में



- MRI
- CTScan
- 4D Ultrasound

- PET CT
- DTPA
- BONE SCAN

- Blood Test
- Digital X-Ray
- Mammography

- Digital OPG
- EEG, EMG, NCV
- ECG, ECHO, TMT, Holter

## JAN SEVA DIAGNOSTIC AND PATH LAB

PATIENT NAME MR. NITISH KUMAR AGE: 14YRS SEX: M  
 REF BY Self Date: 12/07/2021

Test Name	Value	Unit	Normal Value
HEMOGLOBIN (Hb)	6.7	gm/%	13.0-17.0(M) 11.5-13.5(F)
TOTALLEUCOCYTE COUNT (TLC)	5,100	/cumm	4000-11000
<b>DIFFERENTIAL LEUCOCYTE COUNT (DLC)</b>			
NEUTROPHIL	32	%	40-75
LYMPHOPHIL	96	%	20-45
EOSINOPHIL	01	%	01-06
MONOCYTE	01	%	02-10
BASOPHIL	00	%	0-0
R B C COUNT	2.44	Millions/cmm	3.5-5.5
P.C.V / HAMATOCRIT	20.8	%	40-54(M) 37-47(F) 37-45(C)
MCV	85.0	fl.	80-100
MCH	27.3	Picogram	26.0-34.0
MCHC	32.1	gm/dl	31.0-37.0
PLATELET COUNT	0.50	Lakh/cmm	1.50-4.50

\*\*\* End of the Reports\*\*\*

Dr. Saurabh Goel  
 M.B.B.S. MD. (Microbiology)

Dr. Urmil Goel  
 M.B.B.S. MD. (Pathology)

Not For Medico Legal Purpose

Shop No. 4, Near Safdarjung Hospital Gate No. 2 Behind Safdarjung Bus Stand  
 New Delhi - 110023  
 9205071547, 7004573219, 8877704152

Jan Seva → 12/7/2021

12/7/2021



<b>Name:</b> Mr. NITISH KUMAR	<b>Client Details:</b> AIIMS Hospital
<b>Age:</b> 14 Yrs <b>Sex:</b> Male	
<b>Ref. No.</b>	<b>Acc. ID:</b> 40021076812
<b>Regd. Dt:</b> 02/07/2021	<b>Refd. By:</b> SAMEER BAKSHI
<b>Coll Dt. Tm.:</b> 02-07-2021 15:11:40	<b>Report Dt. Tm.:</b> 15-07-2021 12:21:18
<b>Recd. Dt. Tm.:</b> 03-07-2021 07:53:08	<b>Hospital:</b>

**Chromosomal Analysis: GTG Banding**

**Method Used** : 24/48 Hr Unstimulated culture  
**Specimen type** : Heparinized Bone Marrow  
**Specimen Adequacy** : Adequate  
**Clinical Indication** : ?

**Banding Resolution** : 300-550 bphs

**Cytogenetic Profile**

**Metaphases Counted** : 10  
**Metaphases Analyzed** : 10  
**Metaphases Karyotyped** : 05

**Karyotype**

**Total Chromosome Number** : 46  
**Autosomes** : 44  
**Sex Chromosomes** : 2(XY)

**Observation** : 46,XY[10]

**Interpretation**

Low mitotic index seen, hence only 10 cells could be analyzed. There is no evidence of any structural or numerical abnormality in any of the cells studied. However, the possibility of low grade clonal rearrangements cannot be ruled out.

The present findings may be evaluated in correlation with results of FISH study reported on 09/07/2021

*Limitation: Low grade clonal rearrangements and/or the presence of submicroscopic or cryptic abnormalities may not be evident on conventional karyotyping.*

*Correlation of chromosomal study with clinical, hematological & molecular findings is recommended.*

*The study was performed at a facility outside Oncquest Laboratories Ltd*

Contd...2

The sample is processed by Oncquest Laboratories Ltd.

Verify this report by scanning the QR code on top. In case of any discrepancy please report to : 0124-6650000





# SKYLINE DIAGNOSTIC CENTRE



### FACILITIES AVAILABLE

- ▼ Pathology      ▼ Ultrasound      ▼ Colour Doppler
- ▼ Digital X-Ray      ▼ EEG & ECG      ▼ ECHO
- ▼ Health Checkup      ▼ CT SCAN      ▼ MRI

**24 HOURS OPEN**

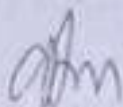
### LABORATORY REPORT

PATIENT NAME	MR NITESH KUMAR	AGE: 14 YRS	SEX: M
REF. BY.	: AIIMS	DATE: 18/07/2021	

### HAEMATOLOGY

Test Name	Value	Unit	Normal Value
HAEMOGLOBIN (Hb)	6.1	gm%	12.0-15.5 (F) 13.5 - 17.5 (M)
TOTAL LEUCOCYTE COUNT (TLC)	1,500	/cumm	4,000-11,000
PLATELETS COUNT	39000	lac/cm	1.5-5.0
MCV	81.1	fl	78-98
ANC	0.18	x10 <sup>9</sup> /L	2.0-7.0

\*\*\*End of the reports\*\*\*

  
**DR. OM PRAKASH MISHRA**  
 MBBS, M.D. (PATH)  
 Consultant Pathologist  
 REG. NO. 2480

▲ This report is personal of Doctor's only, not for medico legal cases. ▲ This only a professional opinion. It may Kindly be correlated clinically.  
 ▲ If the result (s) of the investigation (s) is are unexpected, the patient/consultant is advised to contact immediately for a recheck.

- ▲ Collection Centre : Shop no. 2, Gate no. 1, Safderjung Hospital, New Delhi-29 M : +91-9354201775
- ▲ Shop No. 3, N.D.M.C, Market Yusuf Sarai, New Delhi - 110016, Mobile: 9643794731
- ▲ Lab : 65/1, 1st Floor, Yusuf Sarai, Gautam Nagar Road, New Delhi-16 M : +91-9711431388
- ▲ Email : info@skylinediagnostic.com, www.skylinediagnosticcentre.com

22/7/2021

d# 16

Inj. VCR 1.5mg

1UP - 22/7

pt reported to  
4:30pm.

23/7/21

TT-

BT-10

SSDP-10

IT-MTX 12mg x 10 days

- 27/7

- dated for  
27/7/2021  
at 08:40 am

Inj. Bionax 10,000 units 1M  
- 24/7.

BT or Bred Pan

cont antibiotics as per  
Dr. Rupak

cm at 25/7

Fv on 26/7

26/7/2021

d# 20

- Inj. Bionax

10,000 units

1M - 26/7

- BT-10

- Fv with

cm c m 28/7

Final note

pt (amblyop)  
else  
27/7/2021

24/7/21  
As issue  
done

ASDP  
issue  
on 24/7/21  
Wanda

~~scribble~~

83





Caring for you... For life

# Hopkins Laboratories

Home Collection Facilities Available  
Fully Computerized Lab  
All Lab Tests  
Ultrasound, Color Dopplar,  
Digital X-Ray, ECG, EEG, EMG  
NCV, ECHO, CT SCAN, MRI

## LABORATORY REPORT


PATIENT NAME	: NITESH	AGE: 14 Yrs.	SEX:	M
REF. BY.	: AIIMS	REF.No.:37292/21	DATE:	25/07/2021

### HAEMATOLOGY

Test Name	Value	Unit	Normal Value
HAEMOGLOBIN (Hb)	5.9	gm%	13.0 - 17.0 (M) 11.5 - 13.5 (F)
TOTAL LEUCOCYTE COUNT (TLC)	1600	/cumm	4,000 - 11,000
PLATELETS COUNT	65000	lac/cmm	1.5 - 5.0
ANC	0.1	X10 <sup>9</sup> /L	2.0 - 7.0
MCV	80.2	fl	78 - 98

\*\*\*End of the reports\*\*\*

D. A.   
Lab Tech-sign

  
Dr. SUMERA AMIN  
MBBS, DCP  
Consultant Pathologist

68 1st Floor Yousuf Sarai Gautam Nagar Road Near PNB ATM New Delhi-16

Mob.: 9540450940, 9868343408

Timing : 8:00 (Mon-Sat) 8:00-2:00 (Sunday)

This is only a professional opinion, not the final diagnosis, if highly abnormal or do not correlate clinically, please inform the lab without hesitation

Not for Medico Legal purpose



डा. बी. आर. अम्बेडकर संस्थान रोटरी कैंसर अस्पताल  
**Dr. B.R. Ambedkar Institute Rotary Cancer Hospital**  
 अ.भा.3  
 यहि  
 अस्पताल के अ

OPR-6

एकक/Unit Dr SB / Dr DP  
 विभाग/Dept. Med onco  
 नाम/Name

DR. B.R.A. IICHAHIMS, NEW DELHI  
 IRCH No. 257690 Reg. Date-30/06/2021  
 Clinic: Paed. Lymphoma Leukemia Clinic Clinic No. 2021/20317  
 Dept. MEDICAL ONCOLOGY  
 General  
 नाम UBID-105457724  
 Name: NIISH KUMAR Sex/Age: M / 14Y  
 SID: KISHANDEV CHAUDHARY Room 13 (Shift Afternoon)  
 Address: 19 AHIMBI, 15 SARAN, BUZURG, DISTT VAISHALI

CK-52931

दिनांक/Date of Birth

निदान/Diagnosis ALL

दिनांक/Date

उपचार/Treatment

26/7/2021

day +20

faibero ⊕

1. Inj. Magnex 3gm IV BD
2. Inj. Meropenem 1.5gm IV BD
3. Tab. Voriconazole (200)  $\left\{ \begin{array}{l} 1 \text{ tab} \\ \frac{1}{2} \text{ tab} \end{array} \right\}$  x to cont.
4. Tab. Lipid (600)  $\frac{1}{2}$  tab BID x to cont.
5. Tab. Pant swmg 110 SOS

15 Hexidine mouth  
with TDS

Keema N/A  
↓  
col pH.

DB (E)  
31/7

D1  
26/7

D2  
27/7

D3  
28/7

D4  
29/7

D5  
30/7

80/7/21 d+24

CBC 6.8  $\left\{ \frac{800}{60} < 13,000 \right.$

Continue Antibiotics as above.

1 ⊕ PRBC at day care.

- 1 ⊕ SDP / 60 RDP transfusion

2/8/21

- Referred to feeds emergency  
Give breast of apu local site  
Secure lump.

- CBC → platelet transfusion

- Tab. vithacet  $\frac{1}{2}$  tab BID

Rule  
demo.

Rule

Referred to  
feeds emergency

↓  
Kindly consider  
1 ⊕ PRBC & 60 RDP  
transfusion

Rule  
demo.

अंगदान-जीवन का बहुमूल्य उपहार/ORGAN DONATION - A GIFT OF LIFE

O.R.B.O., AIIMS, 26588360, 26593444, www.orbo.org Helpline - 1060 (24 hrs service)

बाहर से आने वाले रोगियों के लिए धर्मशाला की सुविधा उपलब्ध है/Dharamshala facility is available for outstation patients



9717936244



डा. बी. आर. अम्बेकर ~~Ticket~~ संस्थान जेठरी कैंसर अस्पताल  
Dr. B.R. Ambedkar Institute of Medical Sciences  
अ.भा.आ.स. बहिरंग रोड  
अस्पताल के अन्दर धुप्रधान

SDR  
OPR-6

DR. B.R.A. IRCH, AIIMS, NEW DELHI

IRCH No. 257690 Reg. Date: 30/06/2021

Clinic: Paed. Lymphoma Leukemia Clinic Clinic No. 2021/20317

Dept. MEDICAL ONCOLOGY General

नाम: UHID-10457724

Name: NITISH KUMAR Sex/Age: M/14Y

SO- KISHAN DEV CHAUDHARI Room 13 (Shift: Afternoon)

Address: IBRAHIM PUR, PS SAHADAI BUZURG, DISTT VAISHALI

एकक/Unit: MO  
विभाग/Dept.: OSB/PL

निदान/Diagnosis

B-ALL-1R

दिनांक/Date

उपचार/Treatment

date  
28/07/2021

खाने के बाद  
Tab Wysolone 50mg after food  
Tab ~~can~~ control SR 15mg O.D. X7 days  
सात दिन

सि. VCR 15mg IV P. - 28/07

सि. Biotinase 10,500 IU IM 30/07

2/08

F/U on 4/08/2021 CCBC

Deepan

3/8/21

Adv — Palatal ulcer with necrosis  
Refer to Peds Emergency → ENT OPINION  
KOH. mount of scrapings  
Inj Pon 250mg IV stat  
T. VORITROP 100mg 1-0-1.

अंगदान-जीवन का बहुमूल्य उपहार/ORGAN DONATION - A GIFT OF LIFE

O.R.B.O., AIIMS, 26588360, 26593444, www.orbo.org Helpline - 1060 (24 hrs service)

बाहर से आने वाले रोगियों के लिए धर्मशाला की सुविधा उपलब्ध है/Dharamshala facility is available for outstation patients



डा. बी. आर. अम्बेडकर संस्थान रोटरी कैंसर अस्पताल  
 Dr. B.R. Ambedkar Institute Rotary Hospital  
 अ.भा.आ.सं. अस्पताल/A.I.I.M.S  
 बहिरंग रोगी विभाग/Out Patient D  
 अस्पताल के अन्दर धूम्रपान मना है/SMOKING PROHIBITED

DR. B.R.A. IRCH, AIIMS, NEW DELHI  
 Reg. Date-25/03/2021  
 Clinic No. 2021/33456  
 UHD-105399625

एकक/Unit Prof SB/DP  
 विभाग/Dept. \_\_\_\_\_

IRCH No. 255166

IRCH No. 255166  
 Adult Medical Oncology Clinic  
 INPIL MEDICAL ONCOLOGY

नाम/Name <b>VIVEK KUMAR MISHRA</b>	पिता/पुत्र/पत्नी/पत्नी/पुत्री F/S/W/H/D of	व्य. सं. Sex	व्य. विभाग Name <b>VIVEK KUMAR MISHRA</b> <b>S/O- AMBICA PRASAD MISHRA</b> Village CHORIANA PRAYAGRAJ, UTTAR PRADESH, Pin-0.	Sex/Age M/37Y Room 5 (Shift Morning)
---------------------------------------	---	-----------------	--	--

निदान/Diagnosis B-ALL (IR) / On Intensive maintenance.

दिनांक/Date	उपचार/Treatment
<u>28/7/21</u>	<p>Adv Inj <del>Fluorid</del> 8mg IVP.</p> <p>Inj VCR 2mg IVP.</p> <p>Inj MTX 34mg IVP.</p> <p>Post chemo T.K. <del>meat</del> 8mg <del>to eat</del> Sos</p> <p>Keep door 30min</p> <p>To continue T-KIVA LOXABAN.</p> <p>Physiotherapy</p> <p>4/8/21 - CBC LFT/RFT</p>

CT  
8834  
Room (15)  
*[Signature]*

*[Signature]*  
DR/MO





Caring for you... For life

# Hopkins Laboratories

Home Collection Facilities Available  
Fully Computerized Lab  
All Lab Tests  
Ultrasound, Color Dopplar,  
Digital X-Ray, ECG, EEG, EMG  
NCV, ECHO, CT SCAN, MRI

## LABORATORY REPORT

PATIENT NAME	: NITESH KUMAR	AGE: 14 Yrs.	SEX:	M
REF. BY.	: AIIMS	REF. No.: 37370/21	DATE:	30/07/2021

### HAEMATOLOGY

Test Name	Value	Unit	Normal Value
HAEMOGLOBIN (Hb)	6.8	gm%	13.0 - 17.0 (M) 11.5 - 13.5 (F)
TOTAL LEUCOCYTE COUNT (TLC)	800	/cumm	4,000 - 11,000
PLATELETS COUNT	13000	lac/cmm	1.5 - 5.0
ANC	0.06	X10 <sup>9</sup> /L	2.0 - 7.0
MCV	80.6	fl	78 - 98

\*\*\*End of the reports\*\*\*

*D. A. Singh*  
Lab Tech. sign

*[Signature]*  
Dr. SUMERA AMIN  
MBBS, DCP  
Consultant Pathologist

68 1st Floor Yousuf Sarai Gautam Nagar Road Near PNB ATM New Delhi-16  
Mob.: 9540450940, 9868343408  
Timing : 8:00 (Mon-Sat) 8:00-2:00 (Sunday)

This is only a professional opinion, not the final diagnosis, if highly abnormal or do not correlate clinically, please inform the lab without hesitation  
Not for Medico Legal purpose



अखिल भारतीय आयुर्विज्ञान संस्थान, नई दिल्ली-110029  
ALL INDIA INSTITUTE OF MEDICAL SCIENCES, NEW DELHI -110029  
आपातकालीन विभाग

(REVISED)



UHID No:105457724

(DEPT. OF EMERGENCY MEDICINE)

आपातकालीन नं. (Emergency No): 2021/030/0061836

दिनांक DATE: 30/07/2021

समय TIME: 05:34:14 PM

NON-MLC

नाम NAME: MR. NITISH KUMAR

आयु AGE: 14 years 1 months 1 days लिंग/SEX: M

S/O: KISHAN DEV CHAUDHARY

पता ADDRESS: मकान संख्या H.NO: IBRAHIMPUR

सूची / मोहल्ला STREET/MOH: PS SAHADAI BUZURG

शहर/प्रखंड CITY/BLOCK: DISTT VAISHALI

पिन PIN: 844509

राज्य STATE: BIHAR

संपर्क नं. PHONE NO:

स्थान Location:

Paediatrics Emergency

Criticality: Red / Yellow / Green

द्वारा BROUGHT BY: Relative: FATHER

Triage: Responsive/ Unresponsive HR /min BP mmHg RR /min spO2 %

Shifted to Paeds/ Main/ New Emergency

Presenting Complaints

*Handwritten notes:*  
Ktfo All lined over/FN.  
on Magna / Neo since 26/7 → ffebrile x 3d.  
referred from OPD for transfusion  
No up Rash/ bleeding from any site / dark stools

Primary Assessment (ABCDE): Assessment Pending

<p><b>Airway</b></p> <p>Open &amp; stable: Yes/No If No.....</p> <p><b>Breathing:</b> RR 20/min Efforts: Normal/Poor/increased</p> <p><b>Auscultation:</b> Air entry: Normal/poor/Differential</p> <p>Added sounds: None/Stridor/Wheeze/Crackles</p> <p>SpO2 on Room air: 98% RA</p>	<p><b>Circulation</b></p> <p>HR 103/min</p> <p>CFT 13s</p> <p>BP 120/78 mmHg</p> <p>Peripheral pulse: Poor/Good</p> <p>Central pulse: Poor/Good</p> <p>Skin temp: Warm/cool</p> <p>Others</p>	<p><b>Disability</b></p> <p>GCS 15/15</p> <p>Pupil size...../min</p> <p>Pupillary Reactions.....</p> <p><b>Motor activity:</b> Normal &amp; Symmetrical/Asymmetrical/ Posturing/Flaccidity/Seizure</p> <p>Blood Sugar..... mg/dl</p> <p><b>Exposure</b></p> <p>Temp.....</p> <p>Colour: Normal/pallor/cyanosis/mottled</p> <p>Any other skin lesions.....</p>
--	---	---

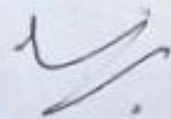
*Handwritten notes:*  
alt → 24.3kg  
Diagnosis 30/7 68) 800 / 13,000  
60.

*Handwritten notes:*  
Temp 97.1 F



③ Med onc or review

ds/b ENT resident on call



2/2/24  
9 pm

Wbc B-ALL x 4 mo w pancytopenia.

do Palate ulcers x 2 days.

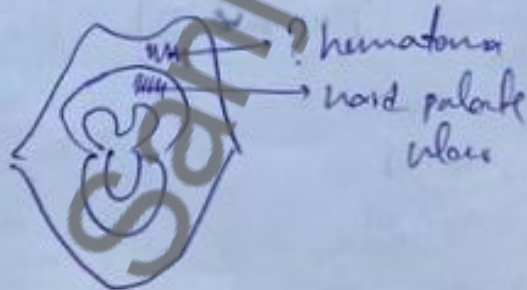
No w/t fever

No w/t loose teeth

No w/t nasal obstruction/discharge

No w/t vision complaints

o/e -



V / VII  
Nerves  
abnormal

30/11/24  
Hb = 6.8  
PLT = 13,000

Jan Sarieevni Trust

No clinical evidence of  
rhino orbital mucormycosis at present

? diddoma lesions in oral cavity.

Adv.

- Transfusion of Blood products
- Med onc review for further ma

29



अखिल भारतीय आयुर्विज्ञान संस्थान, नई दिल्ली-110029  
ALL INDIA INSTITUTE OF MEDICAL SCIENCES, NEW DELHI -110029

(REVISIT)

आपातकालीन विभाग



(DEPT. OF EMERGENCY MEDICINE)

UHID No:105457724

आपातकालीन नं.(Emergency No): 2021/030/0062875

दिनांक DATE: 02/08/2021

समय TIME: 07:33:09 PM

NON-MLC

नाम NAME: MR. NITISH KUMAR

आयु AGE : 14 years 1 months 5 days लिंग /SEX : M

S/O : KISHAN DEV CHAUDHARY

पता ADDRESS: मकान संख्या H.NO: IBRAHIMPUR

शहर/प्रखंड

CITY/BLOCK: DISTT VAISHALI

राज्य STATE: BIHAR

गली / मुहल्ला STREET/MOH: PS SAHADAI BUZURG

पिन PIN: 844509

सूचना सं. PHONE NO:

स्थान Location: Paediatrics Emergency

Criticality: Red / Yellow / Green

द्वारा BROUGHT BY: Relative :

Triage: Responsive/ Unresponsive

HR

/min

BP

mmHg RR

/min

spO2

%

Shifted to Paeds/ Main/ New Emergency

Referred from OPD. (for Transfusion)

Presenting Complaints

Drake No fever

Cl: AU - IR. LMed once follow up.

Cl: gum swelling ⊕  
↓  
Pain ⊕

- Being treated as  
PN : 26/7

Primary Assessment (ABCDE) : Assessment Pentagon

<p><b>Airway</b></p> <p>Open &amp; stable : Yes/No If No.....</p> <p>Breathing: RR 20/min Efforts: Normal/Poor/increased</p> <p>Auscultation: Air entry: Normal/poor/Differential</p> <p>Added sounds: None/Stridor/Whistle/Crackles</p> <p>SpO2 on Room air: 100%</p> <p>Oral cavity : ⊕</p>	<p><b>Circulation</b></p> <p>HR 109/min</p> <p>CFT 24 secs.</p> <p>BP.....mmHg</p> <p>Peripheral pulse: Poor/Good</p> <p>Central pulse: Poor/Good</p> <p>Skin temp: Warm/cool</p> <p>Others</p> <p>Wt: 24kg</p>	<p><b>Disability</b></p> <p>GCS: 15/15</p> <p>Pupil size: 2mm</p> <p>Pupillary Reactions: PR</p> <p><b>Motor activity:</b> Normal &amp; Symmetrical/Asymmetrical/ Posturing/Flaccidity/Seizure</p> <p>Blood Sugar.....mg/dl</p> <p><b>Exposure:</b> Temp: 36.5 Colour: Normal/pallor/cyanosis/mottled</p> <p>Any other skin lesions.....</p> <p>Propped by today</p>
---	---	--

Diagnosis

? neurohi pain

Adh

① Tab Tramadol 100mg IV stat

② BM opinion → Dyant

02-08-2021 07:34 PM







अखिल भारतीय आयुर्विज्ञान संस्थान, नई दिल्ली-110029  
ALL INDIA INSTITUTE OF MEDICAL SCIENCES, NEW DELHI -110029

34

(REVISIT)

आपातकालीन विभाग



(DEPT. OF EMERGENCY MEDICINE)

UHID No:105457724

आपातकालीन नं. (Emergency No): 2021/030/0063180

दिनांक DATE: 03/08/2021

समय TIME: 03:07:25 PM

NON-MLC

नाम NAME: MR. NITISH KUMAR

आयु AGE: 14 years 1 month 6 days लिंग /SEX: M

S/O: KISHAN DEV CHAUDHARY

पता ADDRESS: मकान संख्या H.NO: IBRAHIMPUR गली / मुहल्ला STREET/MOH: PS SAHADAI BUZURG  
शहर/प्रखण्ड DISTT: VAISHALI पिन PIN: 844509  
राज्य STATE: BIHAR दूरभाष सं. PHONE NO:

स्थान Location: Paediatrics Emergency

द्वारा BROUGHT BY: Relative: FATHER

Criticality: Red / Yellow / Green

Triage: Responsive/  
Unresponsive

HR /min BP mmHg RR /min SpO2 %

Shifted to Paeds/ Main/ New Emergency Followup of B-AU-IR. Med Onco.

Had Abx for FN Mynex/Mexo stopped yesterday

Presenting Complaints

Aphonia 4 days

noticed ulceration over hard palate x 3 days.

Primary Assessment (ABCDE): Assessment Pentagram

<p><b>Airway</b></p> <p>Open &amp; stable: Yes/No If No.....</p> <p><b>Breathing:</b> RR ...../min Efforts: Normal/Poor/increased <b>Auscultation:</b> Air entry: Normal/poor/Differential</p> <p>Added sounds: None/Stridor/Wheeze/Crackles</p> <p>SpO2 on Room air.....100%</p>	<p><b>Circulation</b></p> <p>HR <u>140</u>/min</p> <p>CFT.....secs.</p> <p>BP <u>130/100</u> mmHg</p> <p>Peripheral pulse: Poor <u>Good</u></p> <p>Central pulse: Poor <u>Good</u></p> <p>Skin temp: <u>Warm</u>/cool</p> <p>Others</p>	<p><b>Disability</b></p> <p>GCS <u>15/15</u></p> <p>Pupil size <u>2</u>/min</p> <p>Pupillary Reactions <u>B/LRTL</u></p> <p><b>Motor activity:</b> Normal &amp; Symmetrical/Asymmetrical/ Posturing/Flaccidity/Seizure</p> <p>Blood Sugar.....mg/dl</p> <p><b>Exposure:</b> Temp..... Colour: Normal/pallor/cyanosis /mottled</p> <p>Any other skin lesions.....</p>
---	---	--

- ulceration over (L) side ant. aspect of hard palate involving the gums

Diagnosis

ENT

Palatal ulcer Erythema

For ENT / KOH mount of swabs



4/8/2022

Analzytice Labor

~~Inj. Pen G-CSF 6mg SC~~

खाने के बाद

T. Felvit 5mg

DD x 1 week

कार्डिनियल  
15

Inj. MAGNEX

8mg 10 B12

x 3 days

Inj. G-CSF 300mcg SL

x 5 days

2nd floor लखनऊ  
BT-10

Fv with

CBC on 4/8

खाने से पहले

T. 20mg  
8mg

\_\_\_\_\_

x 4 days

DI 4/8/22



4/8/2022

18th floor  
Blood kit +  
DP kit +  
1 Donor

SDP - 10 → पीस

Inj. MAGNEX 3gm IV

Inj. MEROPENEM 750mg  
IV B12

कार्ड न  
15  
x  
5 days

खाने के बंद

T. V DRITADP 200mg B12

T. Lind (600) 1/2 hrs BN

Dr. Azarade to see

Ev with CBC on 5/8

Sanjeevni Trust

Paeds

Refer to emergency

Kindly take ENT opinion  
(I.KOH scraping)

will admit ↓ M.O after review

4/8/2022  
Issue rpph ok  
10:30 PM  
1st floor  
4/8/22

5/8/2022

Admit - CEF + Ampha B

Do (ent no.)

S. S. Hu 12/08/21.

2nd floor  
243











नाम - Kishan dev Chaudhary

पता - इकराहिमपुर वैशाली बिहार

दिनांक - 5/Aug/2021

Jan Sanjeevani Trust

Laxmi nagar Delhi-110092

महोदय,

मैं किशन देव चाउधारी इकराहिमपुर वैशाली बिहार का निवासी हूँ। मेरा बेटा (Nish) जिसकी आयु 14 वर्ष है। मेरा बेटा पिछले कुछ सालों से Cancer से पीड़ित है जिसका इलाज AIIMS में चल रहा है। इलाज की कीमत लगभग ₹ 7,00,000 है। हमारी तरफ से यह रकम जुटा पाना काफी मुश्किल है। जिसके लिए हमें Jan Sanjeevani Trust जो कि लक्ष्मी नगर दिल्ली में स्थित है। हमें इस संस्था से मदद के लिए गुहार लगाई है।

धन्यवाद

Kishan dev Chaudhary